

# Early human use of anadromous salmon in North America at 11,500 y ago

Carrin M. Halffman<sup>a,1</sup>, Ben A. Potter<sup>a</sup>, Holly J. McKinney<sup>a</sup>, Bruce P. Finney<sup>b</sup>, Antonia T. Rodrigues<sup>c</sup>, Dongya Y. Yang<sup>c</sup>, and Brian M. Kemp<sup>d,e</sup>

<sup>a</sup>Department of Anthropology, University of Alaska Fairbanks, Fairbanks, AK 99775; <sup>b</sup>Departments of Biological Sciences and Geosciences, Idaho State University, Pocatello, ID 83209; <sup>c</sup>Department of Archaeology, Simon Fraser University, Burnaby, BC, Canada V5A 1S6; <sup>d</sup>Department of Anthropology, Washington State University, Pullman, WA 99164; and <sup>e</sup>School of Biological Sciences, Washington State University, Pullman, WA 99164

Edited by Eske Willerslev, University of Copenhagen, Copenhagen, Denmark, and approved August 19, 2015 (received for review May 18, 2015)

**Salmon represented a critical resource for prehistoric foragers along the North Pacific Rim, and continue to be economically and culturally important; however, the origins of salmon exploitation remain unresolved. Here we report 11,500-y-old salmon associated with a cooking hearth and human burials from the Upward Sun River Site, near the modern extreme edge of salmon habitat in central Alaska. This represents the earliest known human use of salmon in North America. Ancient DNA analyses establish the species as *Oncorhynchus keta* (chum salmon), and stable isotope analyses indicate anadromy, suggesting that salmon runs were established by at least the terminal Pleistocene. The early use of this resource has important implications for Paleoindian land use, economy, and expansions into northwest North America.**

salmon | Paleoindians | Beringia | ancient DNA | stable isotopes

Each year along the Pacific coast of North America, millions of salmon migrate from the ocean to spawn and die in their natal rivers and lakes; however, during the last Ice Age, many of the rivers that today support salmon were blocked by glacial ice, severely restricting salmon ranges (1). A potential glacial refugium for salmon was Beringia, the mostly ice-free landmass that bridged northeast Asia and Alaska (1–3). Evidence for such a refugium comes from studies of present-day diversity and distributions of Pacific salmon (1, 2), but there is little direct evidence of the antiquity of salmon spawning runs in North America. Here we confirm the presence of an anadromous salmon species, *Oncorhynchus keta* (chum salmon) through ancient DNA (aDNA) and stable isotope analyses of fish remains at the Upward Sun River site located deep in the interior of Alaska, about 50 km downstream from the modern limit of major spawning areas (Fig. 1). These specimens, dating to the terminal Pleistocene, represent the oldest genetically confirmed Pacific salmon species in an archaeological context in North America. These data are important for testing competing models of subsistence strategies and diet breadths of Paleoindian populations in the New World (4, 5), as well as for understanding Beringian ecosystem biodiversity.

*Oncorhynchus* is a salmonid genus that includes several Pacific salmon and Pacific trout species; some species of this genus occur as both freshwater resident and anadromous forms, migrating from the sea to freshwater to spawn (6). The spawning behavior of anadromous Pacific salmon results in massive and predictable runs in freshwater streams over a short period, making these fish a potentially valuable human food resource (7). Salmon are also ecologically important because they transport rich marine-derived nutrients into relatively unproductive interior riparian areas (8). Five species of Pacific salmon and one species of Pacific trout presently occur in central Alaskan waters, including Chinook (*Oncorhynchus tshawytscha*), coho (*Oncorhynchus kisutch*), chum (*O. keta*), sockeye (*Oncorhynchus nerka*), pink salmon (*Oncorhynchus gorbuscha*), and rainbow/steelhead trout (*Oncorhynchus mykiss*) (1).

Pleistocene-aged remains of Pacific salmon from North America are extremely rare in both paleontological and archaeological

contexts. This scarcity is related in part to the spawning habitat of most salmon species, leading to death in river gravels where remains are unlikely to be preserved (9) and to the fragility of fish skeletal elements and their small size (inhibiting recovery), resulting in their underrepresentation in the archaeological record (10). Paleontological specimens of Pacific salmon have been recovered from middle Pleistocene sediments in the Skokomish Valley, Washington (United States) (9), and from late Pleistocene sediments at Kamloops Lake, British Columbia (Canada) (11). Although the remains from both of these locales were morphologically identified as *O. nerka*, carbon stable isotope analysis of specimens from Kamloops Lake suggests that the fish were likely the landlocked form of *O. nerka*, known as kokanee (11). Other late Pleistocene paleontological fish remains assigned to Pacific salmon derive from two additional sites in British Columbia, including Courtenay (Vancouver Island) and Gaadu Din 1 cave (Haida Gwaii) (12, 13). Specimens from the latter site were genetically identified as “salmon,” but the details of the aDNA analysis were not reported (13).

The only report of *Oncorhynchus* remains from a Pleistocene-age archaeological site in North America comes from Upward Sun River, located adjacent to the Tanana River (a major tributary of the Yukon River) in central Alaska (14) (see also *SI Text*) (Fig. 1). Here, 308 *Oncorhynchus* specimens were recovered from the central hearth of a residential feature, also associated with a cremated 3-y-old child (15). A double infant burial with associated grave goods was located directly below (40 cm) this hearth. Radiocarbon and contextual data suggest near contemporaneity between the hearth

## Significance

**Fish bones from the 11,500-y-old Upward Sun River site in interior Alaska represent the oldest evidence for salmon fishing in North America. We used ancient DNA analysis to identify the fish specimens as chum salmon (*Oncorhynchus keta*), and stable isotope analysis to confirm that the salmon were anadromous (sea-run). The exploitation of salmon at this early date is noteworthy because Paleoindians are traditionally portrayed as big-game hunting specialists. Furthermore, the presence of salmon at Upward Sun River over 1,400 km upriver from the coast shows that spawning runs had been established by the end of the last Ice Age. The early availability and use of anadromous salmon has important implications for understanding Paleoindian economies and expansion into North America.**

Author contributions: C.M.H., B.A.P., and B.M.K. designed research; C.M.H., B.A.P., H.J.M., B.P.F., A.T.R., D.Y.Y., and B.M.K. performed research; C.M.H., B.A.P., H.J.M., B.P.F., A.T.R., D.Y.Y., and B.M.K. analyzed data; and C.M.H., B.A.P., H.J.M., B.P.F., A.T.R., D.Y.Y., and B.M.K. wrote the paper.

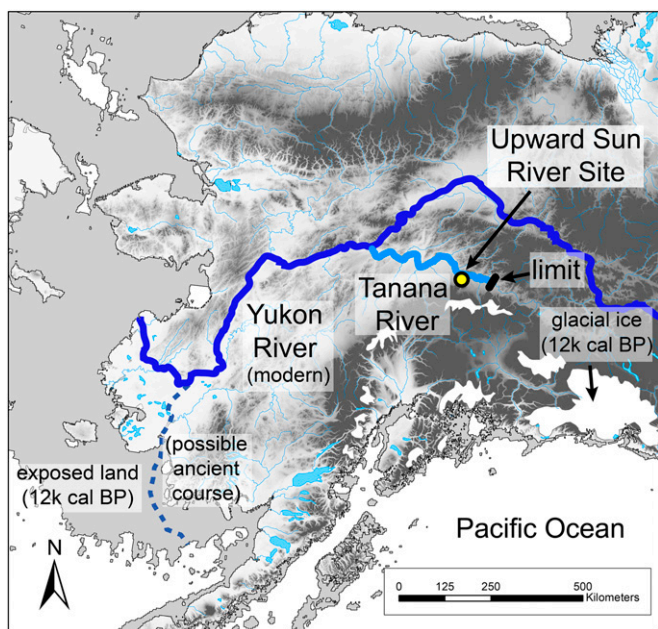
The authors declare no conflict of interest.

This article is a PNAS Direct Submission.

Data deposition: The sequences reported in this paper have been deposited in the GenBank database (accession nos. [KT693031](https://doi.org/10.1093/seqs/ktt031), [KT693032](https://doi.org/10.1093/seqs/ktt032), [KT725810](https://doi.org/10.1093/seqs/ktt25810), and [KT725811](https://doi.org/10.1093/seqs/ktt25811)).

<sup>1</sup>To whom correspondence should be addressed. Email: [cmhalffman@alaska.edu](mailto:cmhalffman@alaska.edu).

This article contains supporting information online at [www.pnas.org/lookup/suppl/doi:10.1073/pnas.1509747112/-DCSupplemental](http://www.pnas.org/lookup/suppl/doi:10.1073/pnas.1509747112/-DCSupplemental).



**Fig. 1.** Location of Upward Sun River Site, course of the Tanana-Yukon River and possible course across the Bering Shelf during lower sea level, and modern chum salmon fall spawning limit along the Tanana River. Details are provided in *SI Text*.

and the burial pit, with a mean pooled age of  $9,970 \pm 30$  B.P. (11,600–11,270 cal B.P.); thus, these represent the oldest known human remains in the North American Arctic/Subarctic (Fig. 2 and *SI Text*). A total of 29 additional *Oncorhynchus* specimens were found within the pit fill. The fish remains were mostly fragmentary and over 90% were burned and calcined. The component and burials are culturally affiliated with the Denali Complex, which was widespread in Eastern Beringia from  $\sim 12,700$  cal B.P. to the early Holocene (3, 16).

The fish vertebrae were morphologically identified as *Oncorhynchus* using a modern comparative collection based on their large size, fenestration pattern, and characteristic shape (17) (Fig. 2). Based on overall size and occupation season, based on other fauna, the vertebrae resembled *O. keta* (Fig. S1 and Table S1); however, species-level identifications based on morphology remain ambiguous without genetic confirmation (18, 19). Species distinctions are critical to separate salmon from trout and other salmonids, because although some other members of this family are anadromous, they do not typically form the extensive and massive spawning runs that make salmon such an exceptional resource (6, 20). Additionally, salmon species differ in habitat requirements, run timing and abundance, and body size and fat content, all of which have implications for understanding past human land use and subsistence strategies (18, 19, 21, 22). aDNA analysis provides more accurate identifications of fish remains, and has recently been successfully applied to fish assemblages from Holocene archaeological sites in the Pacific Northwest of North America (18, 19, 23, 24).

Genetic identification cannot resolve questions about anadromy because salmon life history pattern is variable. Most Pacific salmon stocks are anadromous; however, natural or introduced freshwater stocks also occur for all species except chum, and captive chum have been reared to maturity in fresh water (25). Stable isotope analysis is an appropriate technique for distinguishing between anadromous and nonanadromous salmon because the isotope ratios of carbon ( $\delta^{13}\text{C}$ ) and nitrogen ( $\delta^{15}\text{N}$ ) are typically elevated in marine compared with freshwater food consumers (26). This technique has been successfully applied to identify life history patterns in modern salmonid stocks (27–30).


To address the questions of taxonomic identification and life history of the Upward Sun River *Oncorhynchus* specimens, we subjected two unburned vertebral specimens (58-18 and 58-30) to aDNA analysis, one of which (58-18) was also subjected to carbon and nitrogen stable isotope analysis (*SI Text* and Table S1). An unsuccessful attempt was also made to analyze DNA from a third specimen (H-5446), a nearly complete but calcined vertebra. The three specimens shared the distinctive morphological and overall size characteristics of the larger number of burned and fragmented *Oncorhynchus* specimens.

## Results and Discussion

DNA was extracted from the specimens following established methods (*SI Text*). The extracts for the unburned specimens were successfully PCR-amplified and sequenced for a region of the mitochondrial 12S gene that is useful for discriminating among Pacific salmonids and other fishes (31) (*SI Text*). Repeated sequence analysis demonstrated the samples to be *Oncorhynchus keta* (chum salmon) (Table S2). Additionally, one sample (58-18) was analyzed at an independent aDNA laboratory using discriminating fragments of the d-loop and cytochrome *b* regions of the salmonid mitochondrial genome (22), confirming the identification made with 12S (*SI Text*, Figs. S2–S4, and Table S3). Thus, repeatable and independent analyses of mitochondrial DNA (mtDNA) demonstrate that both samples are chum salmon.

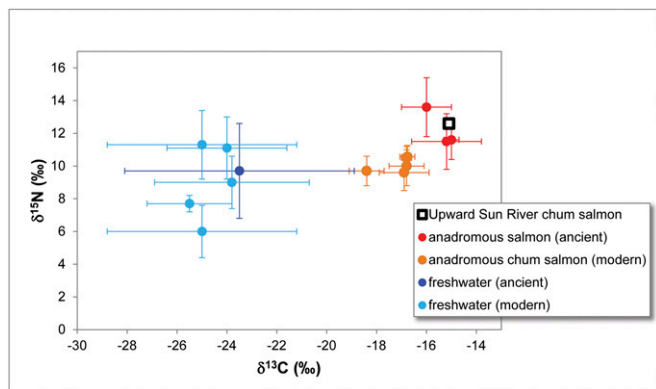
Stable isotope analysis of bone collagen extracted from one of the confirmed *O. keta* vertebra produced  $\delta^{13}\text{C}$  and  $\delta^{15}\text{N}$  values of  $-15.1\text{‰}$  and  $12.6\text{‰}$ , respectively (*SI Text*). These values are consistent with previously reported isotope values for ancient and modern salmon from Alaska, and are elevated over those for ancient and modern freshwater fishes (Fig. 3 and Tables S4 and S5). These data indicate that the Upward Sun River chum salmon specimen was anadromous.

The confirmed presence of an anadromous Pacific salmon species, *O. keta*, at the terminal Pleistocene Upward Sun River site provides the earliest evidence for human use of salmon in North America, and adds to our understanding of Paleoindian adaptations. Previous reports of genetically identified Pacific salmon



**Fig. 2.** Upward Sun River stratigraphy, chronology, and aDNA and stable isotope bone samples. Details provided in *SI Text* and Table S1.





**Fig. 3.** Stable isotope values for the Upward Sun River sample compared with published values for ancient and modern anadromous and freshwater fishes in Alaska. Modern values have been adjusted for tissue offsets (muscle to bone collagen) and for the Suess effect (reduction of  $\delta^{13}\text{C}$  in carbon reservoirs from industrial carbon emissions). Details provided in *SI Text* and *Tables S4* and *S5*.

remains from archaeological sites date to as old as ~6610–5940 cal B.P. from Namu on the central coast of British Columbia (23), and to as old as 9300–8200 cal B.P. for morphologically identified salmon from the Dalles Roadcut site on the Columbia River (32). Pacific salmon remains have not been previously reported for a late Pleistocene-age site, and, indeed, fish remains of any kind are rare in sites for this period in the Americas. In a broad review of taxa exploited by early Paleoindians (33), only two sites (Aubrey and Shawnee-Minisink) had evidence of fish (with no further taxonomic identification) in strong association with human occupation, though abundance values were low. Recently, Erlandson et al. (34) reported 78 specimens (1.4% of total) of various fish taxa (none are salmon) at three Paleoindian sites on the Channel Islands, California.

In Beringia, there is additional evidence for fish exploitation, particularly during the Younger Dryas (16). In central Alaska, Broken Mammoth Cultural Zone 3 (~12,080 cal B.P.) contained 28 salmonid specimens (possibly grayling) (35), and Mead Cultural Zone 3 (~11,990 cal B.P.) contained unidentified fish remains (16). In Kamchatka (Russia), Ushki 1 Level 6 (~12,160 cal BP) contained an unspecified number of burned fish bones (possibly salmon) within houses (36). The salmon data from Upward Sun River reported here add an important component to Paleoindian diet breadth, with implications for seasonal exploitation and possibly storage that is markedly different from multiseasonal exploitation of freshwater fish.

Although Paleoindians are traditionally portrayed as specialist big-game hunters, evidence from Upward Sun River and other early sites in Beringia increasingly suggests a diversity of subsistence strategies, which included hunting, gathering, and fishing. Although the degree of reliance on salmon by early Beringians is

currently unresolved, historically in subarctic Alaska, salmon were taken in great numbers in summer to early fall for drying and storing through the winter (37). The extent of salmon storage among early Beringians is also unknown, but chum are well suited for preservation because of their low oil content relative to other salmon species (23).

Our findings have important implications for the paleoecology and human colonization of Beringia and the Americas. Of the 40 earliest known components in northwest North America (dating between 14,000 and 11,500 cal B.P.) (16), 36 (90%) are located in the interior and the majority (60%) are associated with large interior river bottomlands, suggesting the importance of riverine resources to early foragers. Our data show that at least by 11,500 cal B.P., salmon had established spawning runs in the deep interior of eastern Beringia near their current limit of migration, an upriver distance of over 1,400 km from the current mouth of the Yukon, plus an additional ~300 km of river on the exposed gradually sloping Bering Sea shelf (38) (Fig. 1). The addition of salmon to the early subsistence record further indicates that interior eastern Beringia was a productive landscape in the terminal Pleistocene, supporting a variety of large and small terrestrial mammals, waterfowl, and other fish. This resource diversity contrasts with the assumptions of very low resource availability in inland ecosystems in debates about New World migration corridors (39, 40).

Modern ocean foraging areas for chum salmon include the Bering Sea and the subarctic North Pacific Ocean. Although suitable salmon habitat was likely available in this region throughout the Late Pleistocene, during intervals within glacial periods habitat was probably suboptimal, and especially so near coastal areas surrounding the Bering Sea and the northern Gulf of Alaska (41, 42). Recent paleoceanographic data show that conditions improved dramatically between ~17,000 and 13,000 cal B.P., depending on indicator and location, in terms of warming sea-surface temperatures, reduced cover of seasonal sea ice, and increased primary productivity (41, 42). River migration access and spawning habitat in the lower Yukon River basin during the Late Pleistocene was probably not an impediment to salmon, as it was not glaciated, even at maximum glacial extent (38, 43). These observations suggest that ocean habitat and migration barriers to Yukon-Tanana salmon were not substantial during the period of early human colonization. Given this, salmon may have been an important resource to earlier Paleoindian subsistence economies and may have played a role in the biogeographic expansions of humans into northwest North America.

**ACKNOWLEDGMENTS.** We thank the Healy Lake Tribal Council and Tanana Chiefs Conference representatives for their support; Robert Sattler (Tanana Chiefs Conference), MTNT Ltd., and the McGrath Native Village council for their support in the recovery and analysis of prehistoric freshwater fish specimens; Cara Monroe and Lindsay Hilldorfer for assistance in the Washington State University laboratory; and Bobbi Johnson for the initial analysis of the 58-18 morphometric measures. This project was funded in part by National Science Foundation Grants 1138811 and 1223119.

- Lindsey CC, McPhail JD (1986) Zoogeography of fishes of the Yukon and Mackenzie basins. *The Zoogeography of North American Freshwater Fishes*, eds Hocutt CH, Wiley EO (Wiley, New York), pp 639–674.
- Waples RS, Pess GR, Beechie T (2008) Evolutionary history of Pacific salmon in dynamic environments. *Evol Appl* 1(2):189–206.
- Hoffecker JF, Elias SA (2007) *Human Ecology of Beringia* (Columbia Univ Press, New York).
- Surovell TA, Waguespack NM (2009) Human prey choice in the late Pleistocene and its relation to megafaunal extinctions. *American Megafaunal Extinctions at the End of the Pleistocene*, ed Haynes G (Springer, Dordrecht, The Netherlands), pp 77–105.
- Cannon MD, Meltzer DJ (2008) Explaining variability in early Paleoindian foraging. *Quat Int* 191:5–17.
- Quinn TP (2005) *The Behavior and Ecology of Pacific Salmon and Trout* (Univ of Washington Press, Seattle).
- Schalk RF (1977) The structure of an anadromous fish resource. *For Theory Building in Archaeology*, ed Binford LR (Academic, New York), pp 207–249.
- Schindler DE, et al. (2003) Pacific Salmon and the ecology of coastal ecosystems. *Front Ecol Environ* 1(1):31–37.
- Smith GR, Montgomery DR, Peterson NP, Crowley B (2007) Spawning sockeye salmon fossils in Pleistocene lake beds of Skokomish Valley, Washington. *Quat Res* 68:227–238.
- Lyman RL (1994) *Vertebrate Taphonomy* (Cambridge Univ Press, Cambridge, UK).
- Carlson CC, Klein K (1996) Late Pleistocene salmon of Kamloops Lake. *Life in Stone: A Natural History of British Columbia's Fossils*, ed Ludvigsen R (Univ of British Columbia Press, Vancouver), pp 274–280.
- Harrington CR, Ross RLM, Mathewes RW, Stewart KM, Beattie O (2004) A late Pleistocene Steller sea lion (*Eumetopias jubatus*) from Courtenay, British Columbia: Its death, associated biota, and paleoenvironment. *Can J Earth Sci* 41(11):1285–1297.
- Fedje D, Mackie Q, Lacourse T, McLaren D (2011) Younger Dryas environments and archaeology on the Northwest Coast of North America. *Quat Int* 242(2):452–462.
- Potter BA, Irish JD, Reuther JD, Gelvin-Reymiller C, Holliday VT (2011) A terminal Pleistocene child cremation and residential structure from eastern Beringia. *Science* 331(6020):1058–1062.

15. Potter BA, Irish JD, Reuther JD, McKinney HJ (2014) New insights into Eastern Beringian mortuary behavior: A terminal Pleistocene double infant burial at Upward Sun River. *Proc Natl Acad Sci U S A* 111(48):17060–17065.
16. Potter BA, Holmes CE, Yesner DR (2013) Technology and economy among the earliest prehistoric foragers in interior eastern Beringia. *Paleoamerican Odyssey. Proceedings of the 2013 Paleoamerican Odyssey Conference in Santa Fe, New Mexico*, eds Graf KE, Ketron CV, Waters MR (Texas A&M Press, College Station, TX), pp 81–103.
17. Butler VL (2004) Fish remains. *Marmes Rockshelter: A Final Report on 11,000 Years of Cultural Use*, ed Hicks BA (Washington State Univ Press, Pullman, WA), pp 320–337.
18. Moss ML, Judd KG, Kemp BM (2014) Can salmonids (*Oncorhynchus* spp.) be identified to species using vertebral morphometrics? A test using ancient DNA from Coffman Cove, Alaska. *J Archaeol Sci* 41:879–889.
19. Grier C, et al. (2013) Using ancient DNA identification and osteometric measures of archaeological Pacific Salmon vertebrae for reconstructing salmon fisheries and site seasonality at Dionisio Point, British Columbia. *J Archaeol Sci* 40:544–555.
20. Orchard TJ, Szpak P (2011) Identification of salmon species from archaeological remains on the Northwest Coast. *The Archaeology of North Pacific Fisheries*, eds Moss ML, Cannon A (Univ of Alaska Press, Fairbanks, AK), pp 17–29.
21. Huber HR, Jorgensen JC, Butler VL, Baker G, Stevens R (2011) Can salmonids (*Oncorhynchus* spp.) be identified to species using vertebral morphometrics? *J Archaeol Sci* 38(1):136–146.
22. Yang DY, Cannon A, Saunders SR (2004) DNA species identification of archaeological salmon bone from the Pacific Northwest coast of North America. *J Archaeol Sci* 31: 619–631.
23. Cannon A, Yang DY (2006) Early storage and sedentism on the Pacific Northwest Coast: Ancient DNA analysis of salmon remains from Namu, British Columbia. *Am Antiq* 71(1):123–140.
24. Speller CF, Yang DY, Hayden B (2005) Ancient DNA investigation of prehistoric salmon resource utilization at Keatley Creek, British Columbia, Canada. *J Archaeol Sci* 32:1378–1389.
25. Clarke WC, Hirano T (1995) Osmoregulation. *Physiological Ecology of Pacific Salmon*, eds Groot C, Margolis L, Clarke WC (Univ of British Columbia Press, Vancouver), pp 317–378.
26. Schoeninger MJ, DeNiro MJ (1984) Nitrogen and carbon isotopic composition of bone collagen from marine and terrestrial animals. *Geochim Cosmochim Acta* 48:625–639.
27. Ciancio JE, et al. (2008) Stable isotope profiles of partially migratory salmonid populations in Atlantic rivers of Patagonia. *J Fish Biol* 72:1708–1719.
28. Swanson HK, et al. (2010) Anadromy in Arctic populations of lake trout (*Salvelinus namaycush*): Otolith microchemistry, stable isotopes, and comparisons with Arctic char (*Salvelinus alpinus*). *Can J Fish Aquat Sci* 67:842–853.
29. Doucett RR, Power M, Power G, Caron F, Reist JD (1999) Evidence for anadromy in a southern relic population of Arctic charr from North America. *J Fish Biol* 55:84–93.
30. Kline TC, Jr, Wilson WJ, Goering JJ (1998) Natural isotope indicators of fish migration at Prudhoe Bay, Alaska. *Can J Fish Aquat Sci* 55:1494–1502.
31. Jordan LG, Steele CA, Thorgaard GH (2010) Universal mtDNA primers for species identification of degraded bony fish samples. *Mol Ecol Resour* 10(1):225–228.
32. Butler VL, O'Connor JE (2004) 9000 years of salmon fishing on the Columbia River, North America. *Quat Res* 62:1–8.
33. Cannon MD, Meltzer DJ (2004) Early Paleoindian foraging: Examining the faunal evidence for large mammal specialization and regional variability in prey choice. *Quat Sci Rev* 23:1955–1987.
34. Erlanson JM, et al. (2011) Paleoindian seafaring, maritime technologies, and coastal foraging on California's Channel Islands. *Science* 331(6021):1181–1185.
35. Yesner DR (2007) Faunal extinction, hunter-gatherer foraging strategies, and subsistence diversity among eastern Beringian Paleoindians. *Foragers of the Terminal Pleistocene in North America*, eds Walker RB, Driskell BN (Univ of Nebraska Press, Lincoln, NB), pp 15–31.
36. Dikov NN (1979) *Drevnie kul'tury Severo-Vostochnoi Azii (Azia na styke s Amerikoi v drevnosti)* trans Bland RL [*Early Cultures of Northeastern Asia*] (Nauka, Moscow).
37. VanStone JW (1974) *Athapaskan Adaptations* (Field Museum of Natural History, Chicago).
38. Knebel HJ, Creager JS (1973) Yukon River: Evidence for extensive migration during the Holocene transgression. *Science* 179(4079):1230–1232.
39. Fladmark KR (1975) *A Paleoecological Model for Northwest Coast Prehistory* (National Museums of Canada, Ottawa).
40. Surovell TA (2003) Simulating coastal migration in New World colonization. *Curr Anthropol* 44(4):580–591.
41. Caisie BE, Brigham-Grette J, Lawrence KT, Herbert TD, Cook MS (2010) Last Glacial Maximum to Holocene sea surface conditions at Umkak Plateau, Bering Sea, as inferred from diatom, alkenone, and stable isotope records. *Paleoceanography* 25: PA1206.
42. Addison JA, et al. (2012) Productivity and sedimentary  $\delta^{15}\text{N}$  variability for the last 17,000 years along the northern Gulf of Alaska continental slope. *Paleoceanography* 27:PA1206.
43. Dyke AS (2004) An outline of North American deglaciation with emphasis on central and northern Canada. *Quaternary Glaciations-Extent and Chronology. Part II: North America*, eds Ehlers J, Gibbard PL (Elsevier, Amsterdam), pp 373–424.
44. Reuther JD (2013) Late Glacial and Early Holocene geoarchaeology and terrestrial paleoecology in the lowlands of the Middle Tanana Valley, subarctic Alaska. PhD Dissertation. (University of Arizona, Tucson, AZ).
45. Potter BA, Reuther JD, Bowers PM, Gelvin-Reymiller C (2008) Little Delta Dune site: A late-Pleistocene multicomponent site in central Alaska. *Current Research in the Pleistocene* 25:132–135.
46. Dyke AS, Moore A, Robertson L (2003) Deglaciation of North America. Geological Survey of Canada Open File 1574. Thirty-two digital maps at 1:7,000,000 scale with accompanying digital chronological database and one poster (two sheets) with full map series (Geological Survey of Canada, Ottawa).
47. Manley WF (2002) Postglacial flooding of the Bering Land Bridge: A geospatial animation: INSTAAR, University of Colorado, v1. Available at [instaar.colorado.edu/QGISL/bering\\_land\\_bridge/](http://instaar.colorado.edu/QGISL/bering_land_bridge/). Accessed May 17, 2014.
48. Barton LH (1984) *A Catalog of Yukon River Salmon Spawning Escapement Surveys. Technical Data Report 121* (Alaska Department of Fish and Game, Division of Commercial Fisheries, Juneau, AK).
49. McKennan RA (1981) Tanana. *Handbook of North American Indians: Vol. 6: Subarctic*, eds Sturtevant WC, Helm J (Government Printing Office, Washington DC), pp 562–576.
50. Kemp BM, Glenn Smith D (2010) Ancient DNA methodology: Thoughts from Brian M. Kemp and David Glenn Smith on "Mitochondrial DNA of protohistoric remains of an Arikara population from South Dakota". *Hum Biol* 82(2):227–238.
51. Barta JL, Monroe C, Kemp BM (2013) Further evaluation of the efficacy of contamination removal from bone surfaces. *Forensic Sci Int* 231(1–3):340–348.
52. Cui Y, et al. (2013) Ancient DNA analysis of mid-Holocene individuals from the Northwest Coast of North America reveals different evolutionary paths for mitogenomes. *PLoS One* 8(7):e66948.
53. Kemp BM, Monroe C, Judd KG, Reams E, Grier C (2014) Evaluation of methods that subdue the effects of copolymerase chain reaction inhibitors in the study of ancient and degraded DNA. *J Archaeol Sci* 42:373–380.
54. Monroe C, Grier C, Kemp BM (2013) Evaluating the efficacy of various thermo-stable polymerases against co-extracted PCR inhibitors in ancient DNA samples. *Forensic Sci Int* 228(1–3):142–153.
55. Winters M, Barta JL, Monroe C, Kemp BM (2011) To clone or not to clone: method analysis for retrieving consensus sequences in ancient DNA samples. *PLoS One* 6(6): e21247.
56. Yang DY, Eng B, Wayne JS, Dudar JC, Saunders SR (1998) Technical note: Improved DNA extraction from ancient bones using silica-based spin columns. *Am J Phys Anthropol* 105(4):539–543.
57. Yang DY, Speller CF (2006) Co-amplification of cytochrome *b* and d-loop mtDNA fragments for the identification of degraded DNA samples. *Mol Ecol Notes* 6(3): 605–608.
58. Thompson JD, Higgins DG, Gibson TJ (1994) CLUSTAL W: Improving the sensitivity of progressive multiple sequence alignment through sequence weighting, position-specific gap penalties and weight matrix choice. *Nucleic Acids Res* 22(22):4673–4680.
59. Hall TA (1999) BioEdit: A user-friendly biological sequence alignment editor and analysis program for Windows 95/98/NT. *Nucleic Acids Symp Ser* 41:95–98.
60. Tamura K, Stecher G, Peterson D, Filipski A, Kumar S (2013) MEGA6: Molecular Evolutionary Genetics Analysis version 6.0. *Mol Biol Evol* 30(12):2725–2729.
61. Longin R (1971) New method of collagen extraction for radiocarbon dating. *Nature* 230(5291):241–242.
62. Coplen TB (1995) Reporting of stable carbon, hydrogen, and oxygen isotopic abundances. *Reference and Intercomparison Materials for Stable Isotopes of Light Elements. Proceedings of a Consultants Meeting Held in Vienna, 1–3 December 1993*, ed International Atomic Energy Agency (IAEA, Vienna), pp 31–34.
63. Böhlke JK, Coplen TB (1995) Interlaboratory comparison of reference materials for nitrogen-isotope-ratio measurements. *Reference and Intercomparison Materials for Stable Isotopes of Light Elements. Proceedings of a Consultants Meeting Held in Vienna, 1–3 December 1993*, ed International Atomic Energy Agency (IAEA, Vienna), pp 51–66.
64. Ambrose SH (1990) Preparation and characterization of bone and tooth collagen for isotopic analysis. *J Archaeol Sci* 17(4):431–451.
65. DeNiro MJ (1985) Postmortem preservation and alteration of in vivo bone collagen isotope ratios in relation to palaeodietary reconstruction. *Nature* 317:806–809.
66. van Klinken GJ (1999) Bone collagen quality indicators for palaeodietary and radiocarbon measurements. *J Archaeol Sci* 26:687–695.
67. Britton K, et al. (2013) Maritime adaptations and dietary variation in prehistoric Western Alaska: Stable isotope analysis of permafrost-preserved human hair. *Am J Phys Anthropol* 151(3):448–461.
68. Byers DA, Yesner DR, Broughton JM, Coltrain JB (2011) Stable isotope chemistry, population histories and Late Prehistoric subsistence change in the Aleutian Islands. *J Archaeol Sci* 38(1):183–196.
69. Misarti N, Finney B, Maschner H, Wooller MJ (2009) Changes in northeast Pacific marine ecosystems over the last 4500 years: Evidence from stable isotope analysis of bone collagen from archeological middens. *Holocene* 19:1139–1151.
70. Halfman CM, Sattler R, Clark JL (2015) Bone collagen stable isotope analysis of three late Holocene humans from Interior Alaska. *Am J Phys Anthropol* 156(S60):157.
71. Johnson SP, Schindler DE (2009) Trophic ecology of Pacific salmon (*Oncorhynchus* spp.) in the ocean: A synthesis of stable isotope research. *Ecol Res* 24(4):855–863.
72. Ben-David M (1996) Seasonal diets of mink and martens: Effects of spatial and temporal changes in resource abundance. PhD Dissertation. (University of Alaska Fairbanks, Fairbanks, AK).
73. Satterfield FR, Finney BP (2002) Stable isotope analysis of Pacific salmon: Insight into trophic status and oceanographic conditions over the last 30 years. *Prog Oceanogr* 53(2):231–246.
74. Kaeriyama M, et al. (2004) Change in feeding ecology and trophic dynamics of Pacific salmon (*Oncorhynchus* spp.) in the central Gulf of Alaska in relation to climate events. *Fish Oceanogr* 13(3):197–207.

75. Knudson KJ, Frink L (2011) Nitrogen isotope analysis in the Arctic: Identifying fish processing and marine resource use through ethnoarchaeological soil analysis on Nelson Island, Alaska. *Alaska Journal of Anthropology* 9(2):17–54.
76. Keeling CD (1979) The Suess effect:  $^{13}\text{C}$ - $^{14}\text{C}$  interrelations. *Environ Int* 2(4-6):229–300.
77. McCarroll D, Loader NJ (2004) Stable isotopes in tree rings. *Quat Sci Rev* 23: 771–801.
78. Shedlock AM, Parker JD, Crispin DA, Pietsch TW, Burmer GC (1992) Evolution of the salmonid mitochondrial control region. *Mol Phylogenet Evol* 1(3):179–192.
79. Royle TC (2014) Ancient DNA analysis of Middle and Late Period archaeological fish remains from Kamloops, British Columbia. MA Thesis (Simon Fraser University, Burnaby, BC).
80. Piorkowski RJ (1995) Ecological effects of spawning salmon on several southcentral Alaskan streams. PhD Dissertation. (University of Alaska Fairbanks, Fairbanks, AK).
81. Crock JG, Seal RR, II, Gough LP, Weber-Scannell P (2003) Results of elemental and stable isotopic measurements, and dietary composition of Arctic grayling (*Thymallus arcticus*) collected in 2000 and 2001 from the Fortymile River Watershed, Alaska. Open-File Report 2003-03-057 (US Department of the Interior, US Geological Survey, Denver).